

B200012/14/20



► 主要技术特性 (Main Specifications)

- 适用导线规格 (Applicable wire) : —
- 适用基板厚度 (Applicable PC board thickness) : 0.8mm~1.6mm
- 温度范围 (Temperature range) : -25°C~+85°C
- 额定电压 (Voltage rating) : 250V AC, DC
- 额定电流 (Current rating) : 2A AC, DC
- 接触电阻 (Contact resistance) : $\leq 0.02\Omega$
- 绝缘电阻 (Insulation resistance) : $\geq 1000M\Omega$
- 耐压 (Withstanding voltage) : 800V AC/minute

材料及电镀规格 Material and Finish

| 型号 Type | 材料 Material | 材料厚度 Material Thickness | 电镀规格 Finish |
|-------------|---------------------|-------------------------|---------------|
| 插座 WAFER | 塑胶 HOUSING | PA66 UL94V-0 | N/A |
| | 针PIN | 黄铜 Brass | 镀锡 Tin-plated |
| 孔座 HOUSING | PA66 UL94V-0 | — | N/A |
| 端子 TERMINAL | 磷青铜 Phosphor bronze | 0.2mm | 镀锡 Tin-plated |

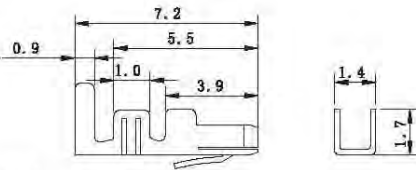
产品尺寸图 Product size chart

 单位: mm 一般公差: ± 0.20

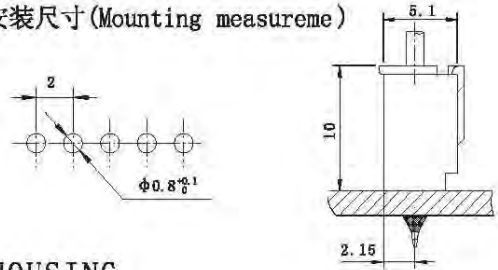
TERMINAL

B200020-3

YST200-TR

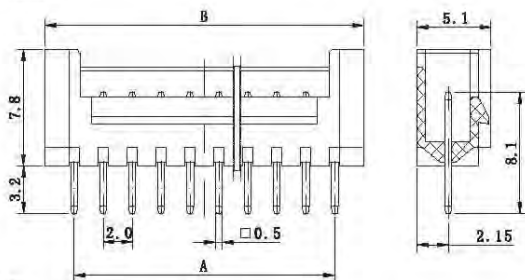


安装尺寸 (Mounting measure)



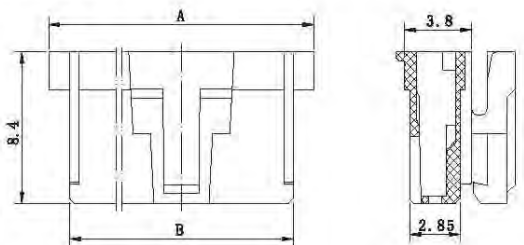
WAFER

B200012-1



HOUSING

B200020-2



WAFER

| 极数 Circuits | 型号 Type | 尺寸 (Dimensions) mm | | 备注型号 P. S. Type |
|----------------|--------------|--------------------|------|--------------------|
| | | A | B | |
| 2 | B200012-1-02 | 2.0 | 6.0 | |
| 3 | B200012-1-03 | 4.0 | 8.0 | |
| 4 | B200012-1-04 | 6.0 | 10.0 | |
| 5 | B200012-1-05 | 8.0 | 12.0 | |
| 6 | B200012-1-06 | 10.0 | 14.0 | |
| 7 | B200012-1-07 | 12.0 | 16.0 | |
| 8 | B200012-1-08 | 14.0 | 18.0 | |
| 9 | B200012-1-09 | 16.0 | 20.0 | |
| 10 | B200012-1-10 | 18.0 | 22.0 | |
| 15 | B200012-1-15 | 28.0 | 32.0 | |

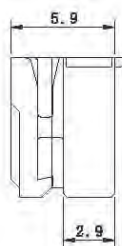
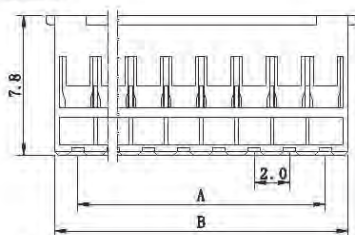
B200012/14/20

HOUSING

| 极数 Circuits | 型号 Type | 尺寸 (Dimensions)mm | | 备注型号 P. S. Type |
|----------------|--------------|-------------------|------|--------------------|
| | | A | B | |
| 2 | B200020-2-02 | 7.1 | 4.7 | SMH200-02H |
| 3 | B200020-2-03 | 9.1 | 6.7 | SMH200-03H |
| 4 | B200020-2-04 | 11.1 | 8.7 | SMH200-04H |
| 5 | B200020-2-05 | 13.1 | 10.7 | SMH200-05H |
| 6 | B200020-2-06 | 15.1 | 12.7 | SMH200-06H |
| 7 | B200020-2-07 | 17.1 | 14.7 | SMH200-07H |
| 8 | B200020-2-08 | 19.1 | 16.7 | SMH200-08H |
| 9 | B200020-2-09 | 21.1 | 18.7 | SMH200-09H |
| 10 | B200020-2-10 | 23.1 | 20.7 | SMH200-10H |
| 11 | B200020-2-11 | 25.1 | 22.7 | SMH200-11H |
| 15 | B200020-2-15 | 33.1 | 30.7 | SMH200-15H |

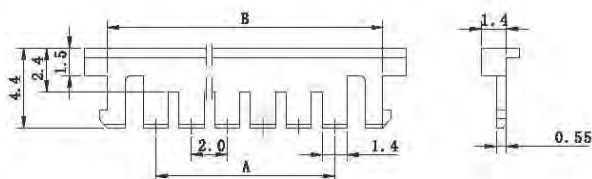
HOUSING

B200014-2



HOUSING

B200020-5



HOUSING

| 极数 Circuits | 型号 Type | 尺寸 (Dimensions)mm | | 备注型号 P. S. Type |
|----------------|--------------|-------------------|------|--------------------|
| | | A | B | |
| 2 | B200014-2-02 | 2.0 | 4.6 | SMH200-02L |
| 3 | B200014-2-03 | 4.0 | 6.6 | SMH200-03L |
| 4 | B200014-2-04 | 6.0 | 8.6 | SMH200-04L |
| 5 | B200014-2-05 | 8.0 | 10.6 | SMH200-05L |
| 6 | B200014-2-06 | 10.0 | 12.6 | SMH200-06L |
| 7 | B200014-2-07 | 12.0 | 14.6 | SMH200-07L |
| 8 | B200014-2-08 | 14.0 | 16.6 | SMH200-08L |
| 9 | B200014-2-09 | 16.0 | 18.6 | SMH200-09L |
| 10 | B200014-2-10 | 18.0 | 20.6 | SMH200-10L |
| 15 | B200014-2-15 | 28.0 | 30.6 | SMH200-15L |

HOUSING

| 极数 Circuits | 型号 Type | 尺寸 (Dimensions)mm | | 备注型号 P. S. Type |
|----------------|--------------|-------------------|------|--------------------|
| | | A | B | |
| 2 | B200020-5-02 | — | 3.4 | SMH200-02HRT |
| 3 | B200020-5-03 | — | 5.4 | SMH200-03HRT |
| 4 | B200020-5-04 | 2.0 | 7.4 | SMH200-04HRT |
| 5 | B200020-5-05 | 4.0 | 9.4 | SMH200-05HRT |
| 6 | B200020-5-06 | 6.0 | 11.4 | SMH200-06HRT |
| 7 | B200020-5-07 | 8.0 | 13.4 | SMH200-07HRT |
| 8 | B200020-5-08 | 10.0 | 15.4 | SMH200-08HRT |
| 9 | B200020-5-09 | 12.0 | 17.4 | SMH200-09HRT |
| 10 | B200020-5-10 | 14.0 | 19.4 | SMH200-10HRT |
| 15 | B200020-5-15 | 24.0 | 29.4 | SMH200-15HRT |